



User Guideline Documentation of Instagram Feed Snippet in odoo website

Please contact us for support and services of odoo development



Odoo development, Odoo Customization,
Migration Modules, Implementation and
more.

Website: www.axistechnolabs.com

Skype ID: [raj.axistechnolabs](https://www.skype.com/people/raj.axistechnolabs)

Mail: business@axistechnolabs.com

MODULE NAME - “Instagram_feeds”

Before You Start

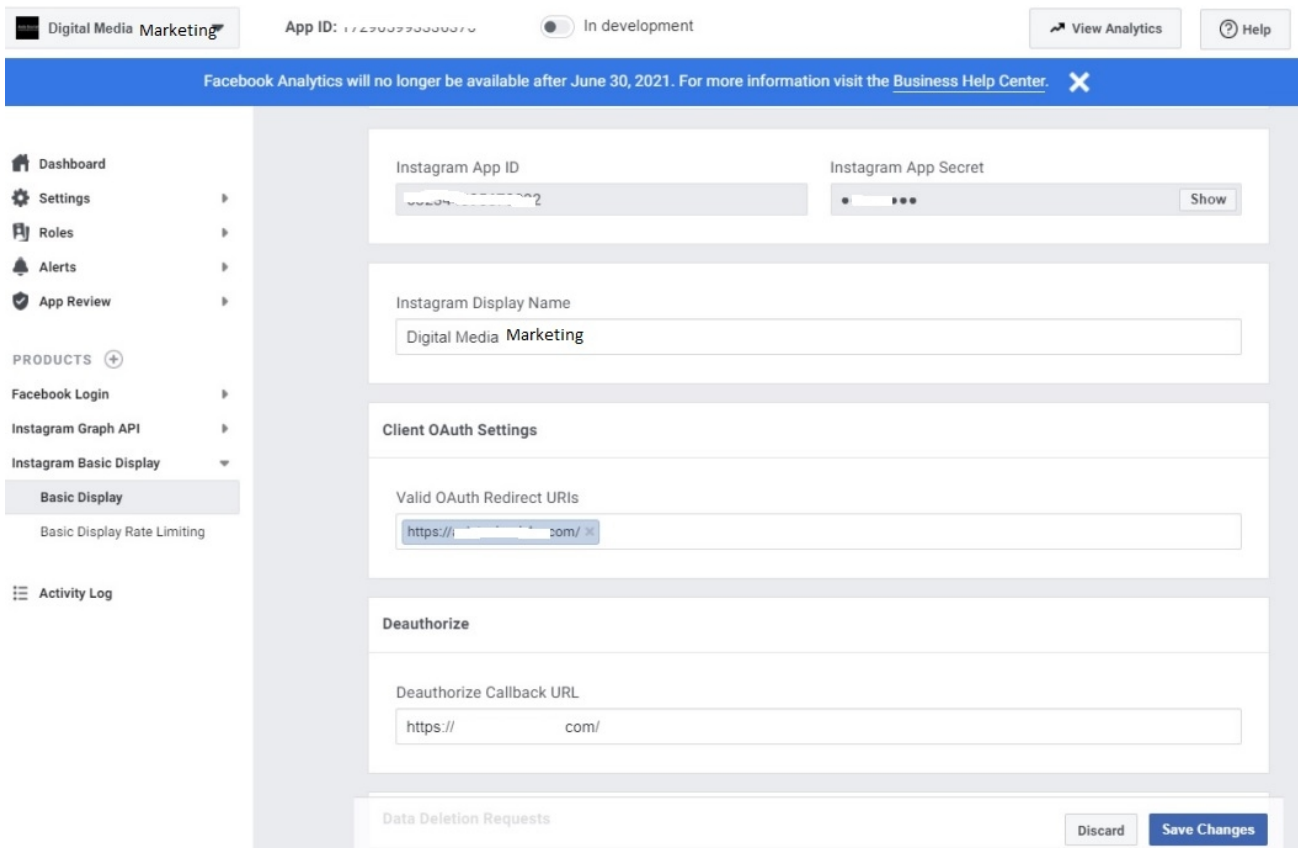
You will need access to the following:

- An Instagram Business Account or Instagram Creator Account
- A Facebook Page connected to that account
- A Facebook Developer account
- A registered Facebook App with Basic settings configured

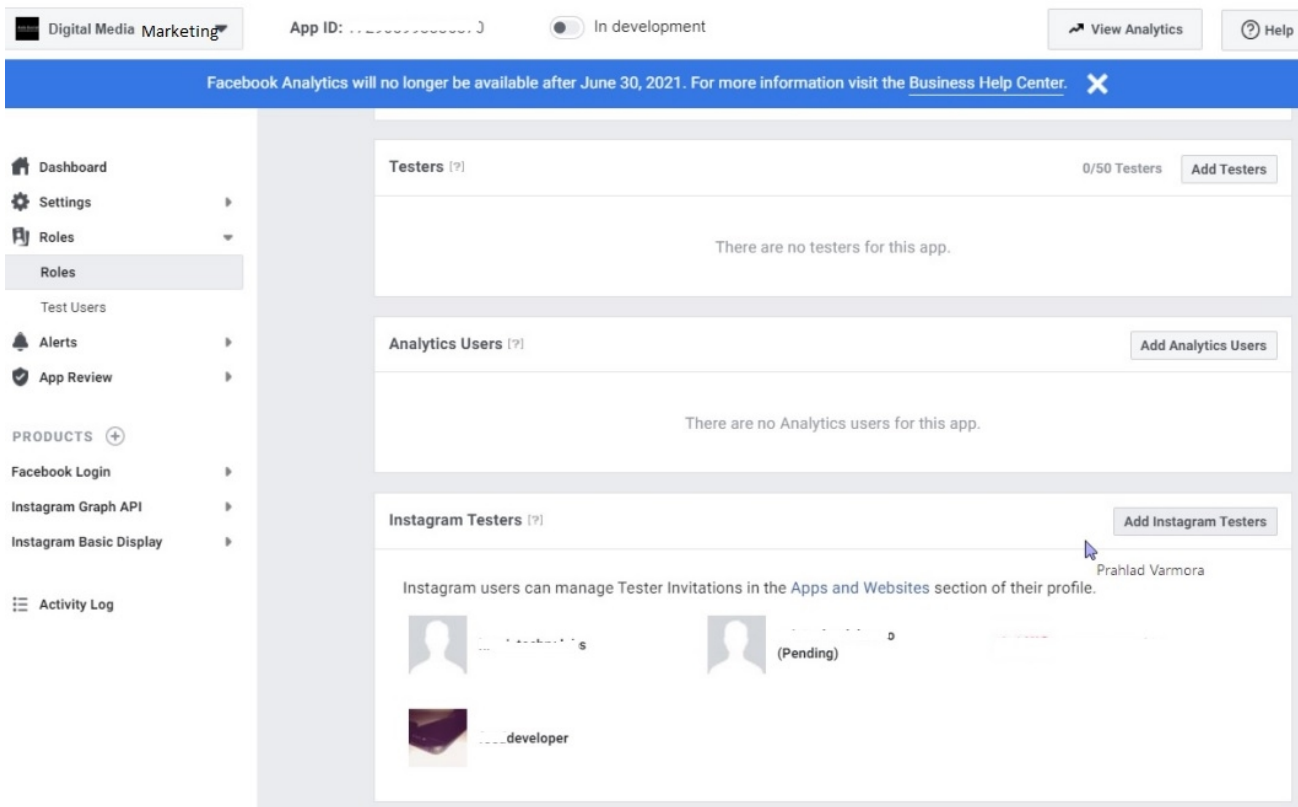
1) Create New App Using This Link (<https://developers.facebook.com/docs/app-ads/app-setup/>)

The screenshot shows the Facebook Developer documentation page for registering a mobile app for App Ads. The URL in the browser is <https://developers.facebook.com/docs/app-ads/app-setup/>. The page title is "Register Your Mobile App for App Ads". The main content area lists three steps: 1. Create Your Developer Account, 2. Create an App ID for Your Mobile App, and 3. Add Mobile App Information. Below the steps are two sections: "Create Your Developer Account" with a "Create Developer Account" button, and "Create an App ID for Your Mobile App" with a "Create New App" button highlighted by a red box. The right sidebar contains "On This Page" links: "Register Your Mobile App for App Ads", "Create Your Developer Account", and "Create an App ID for Your Mobile App".

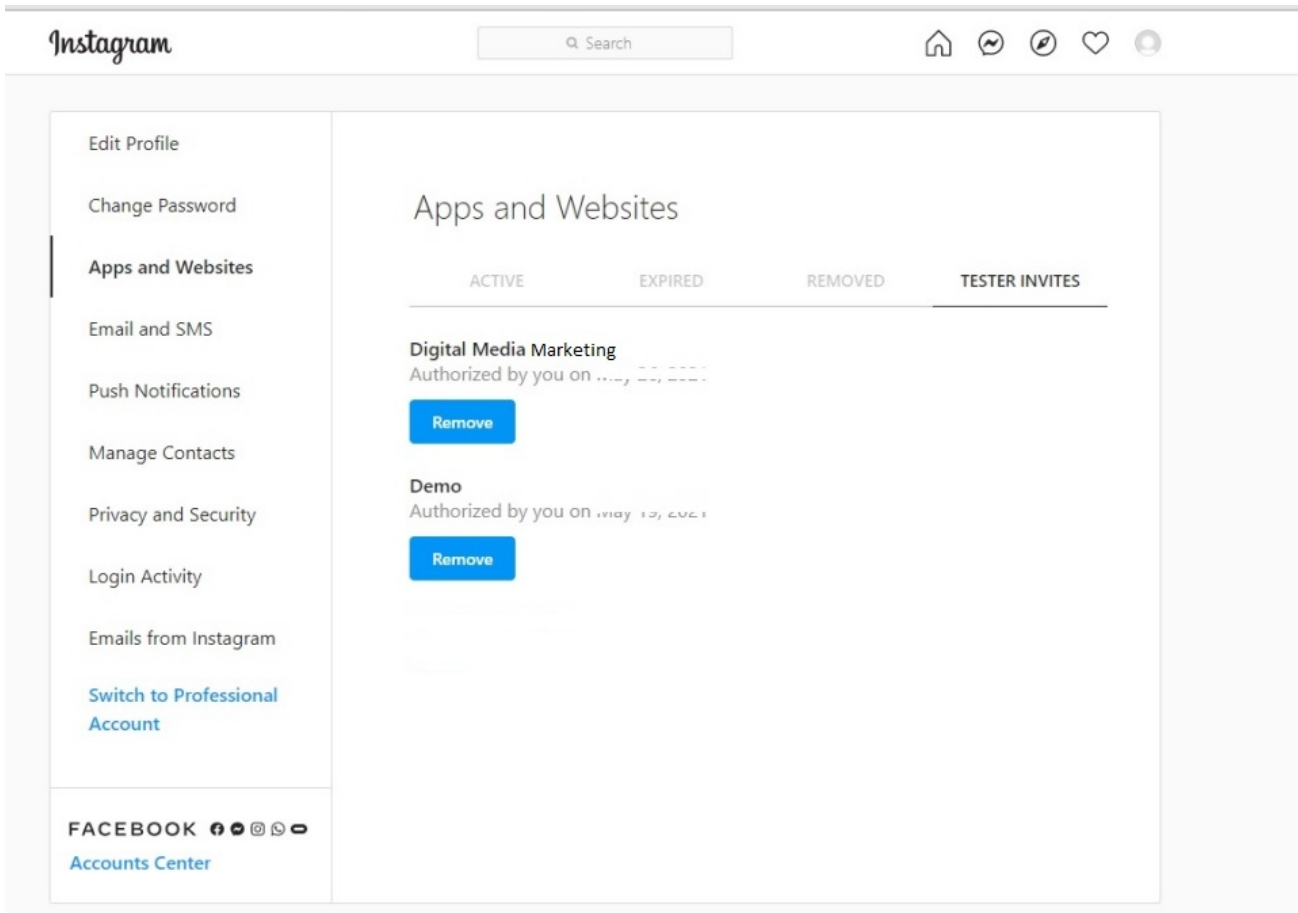
- 1) Create App for Facebook Developer Account ==> <https://developers.facebook.com/apps>
=> Create App
=> Select an app type ---> Consumer
=> Add Product ---> Instagram Basic Display ---> Basic Display



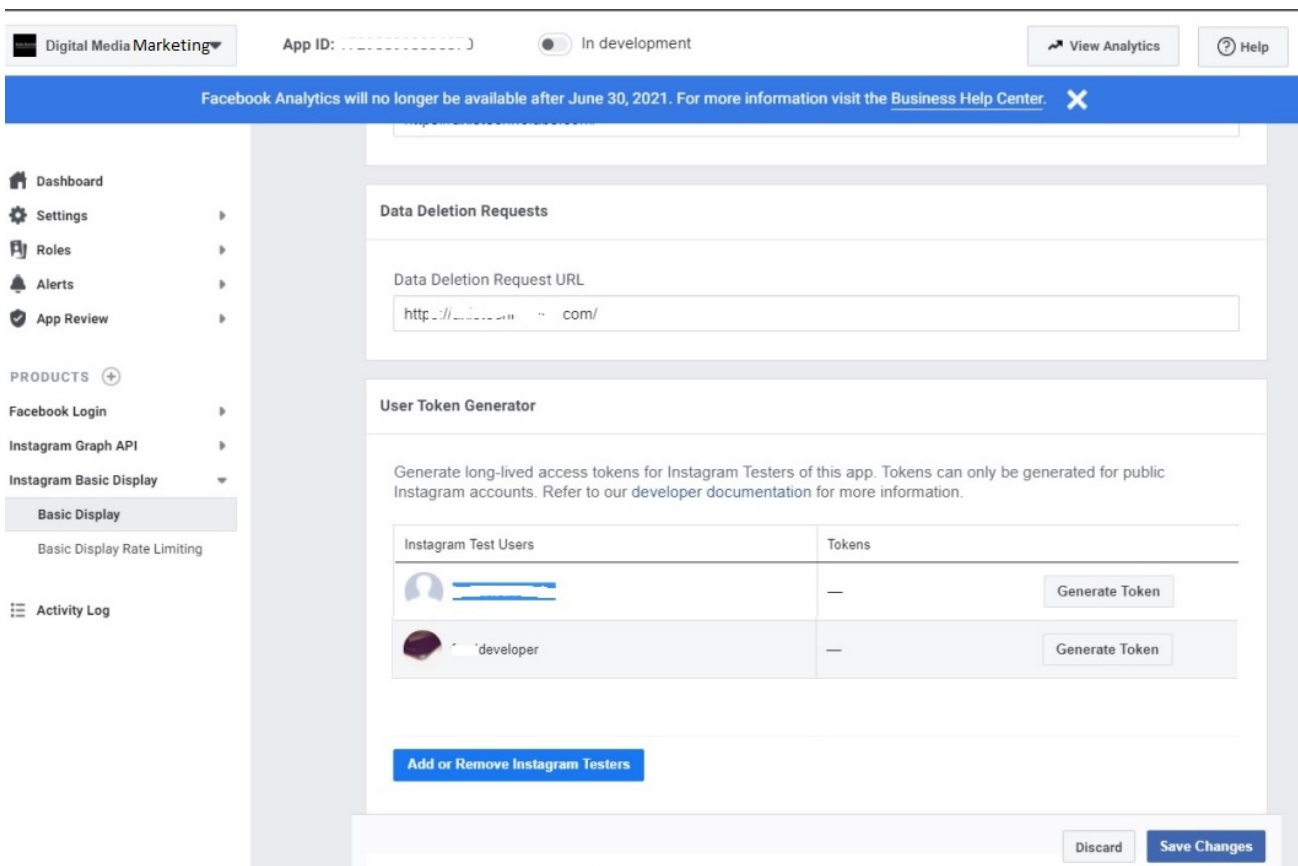
(2) => Roles ---> Roles ---> Add Instagram Testers ---> Enter Instagram Username



- (3) => Instagram Login
- => Select Profile
- => Select Edit Profile
- => Select Menu ---> Apps and Websites
- => Select Tab ---> Tester Invites ---> Allow app





(4) => Token Generate Steps



- Dashboard
- Settings
- Roles
- Alerts
- App Review
- PRODUCTS +
- Facebook Login
- Instagram Graph API
- Instagram Basic Display
 - Basic Display
 - Basic Display Rate Limiting
- Activity Log

Login • Instagram - Google Chrome

instagram.com/accounts/login/?force_authentication=1&enable_fb_login=1&next=/oauth/authorize/%3Fredirect_uri%...

Continue as

Not hraxistechnolabs? [Switch accounts](#)

About Blog Jobs Help API Privacy Terms Top Accounts Hashtags Locations

English © 2021 Instagram from Facebook

instagram_graph_user_profile

Grants the ability to read an Instagram user's profile info.

Added

Discard

Save Changes

Instagram

You previously connected Digital Media to your Instagram account.

Would you like to continue sharing information about your Instagram account?

Don't Allow


Allow

By allowing, Digital Media will receive ongoing access to your information and Instagram will record when Digital Media accesses it. [Learn more about this sharing and the settings you have.](#)

[Digital Media Privacy Policy and Terms.](#)

Facebook Analytics will no longer be available after June 30, 2021. For more information visit the Business Help Center.

Token Generated

 **XXXXXXXXXX**

To protect your security, ONLY share this token with app developers you trust.

This token can be used to get data from this Instagram Tester's account using the Instagram Basic Display API, so only share the token with third-party services or people you trust. To invalidate this token, remove the user as an Instagram Tester.

I Understand

IGQVJ... [REDACTED] ...HQjhSVVWb...

Copy Done

App Review for Instagram Basic Display

To use Instagram platform, your app needs to be approved for **instagram_graph_user_profile** and **instagram_graph_user_media** permission.

- instagram_graph_user_profile** Added
Grants the ability to read an Instagram user's profile info.

Discard Save Changes